


# MVMT

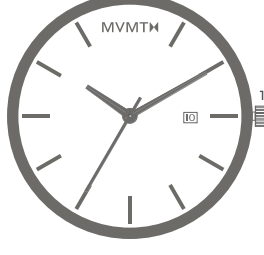
## INSTRUCTION PAMPHLET

### ANALOG



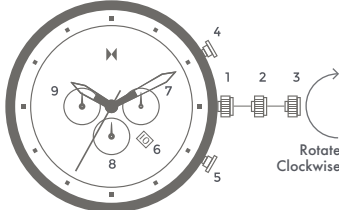
1. Pull crown out 1 click and rotate to adjust the time
2. Push the crown back in and your watch is now set

### ANALOG WITH DATE FUNCTION



1. Pull crown out 1 click and rotate counter-clockwise to adjust date
2. Pull crown out 2 clicks to adjust the time
3. Push the crown back in and your watch is now set

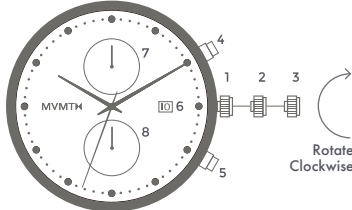
### CHRONOGRAPH (MEN)



#### FUNCTIONS:

- |                     |                    |
|---------------------|--------------------|
| 1. Normal Position  | 6. Date            |
| 2. Set Date         | 7. 24 Hour Hand    |
| 3. Set Time         | 8. 60 Second Timer |
| 4. Start/Stop Timer | 9. 30 Minute Timer |
| 5. Reset Timer      |                    |

### MULTI-FUNCTION (MEN)

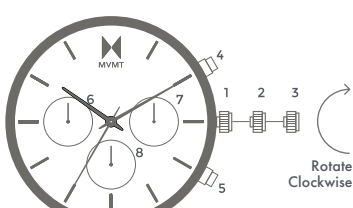


#### FUNCTIONS:

- |   |  |
|---|--|
| 1. Normal Position                                  | 5. Set the dual time back in units of 15 minutes |
| 2. Set Date   | 6. Date  |
| 3. Set Time   | 7. 24 Hour Hand                                  |
| 4. Set the dual time forward in units of 15 minutes | 8. 24 Hour Hand (dual Time)                      |

\*The dual time hand can be set rapidly by continuously pressing buttons "4" or "5".

### MULTI-FUNCTION (WOMEN)

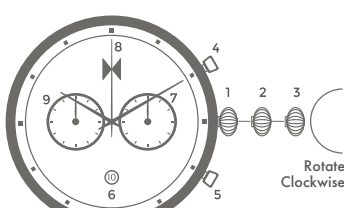


#### FUNCTIONS:

- |   |  |
|---|--|
| 1. Normal Position                                  | 5. Set the dual time back in units of 15 minutes |
| 2. N/A  | 6. Day (Rotate time 24hr)                        |
| 3. Set Time/Day                                     | 7. 24 Hour Hand                                  |
| 4. Set the dual time forward in units of 15 minutes | 8. 24 Hour Hand (dual Time)                      |

\*The dual time hand can be set rapidly by continuously pressing buttons "4" or "5".

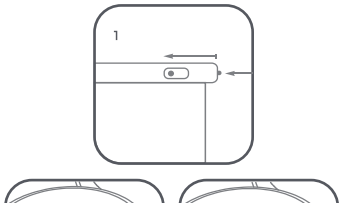
### CHRONOGRAPH 2 (MEN)



#### FUNCTIONS:

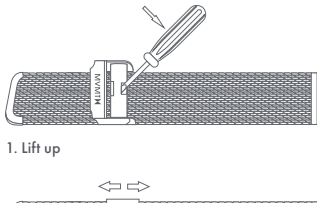
- |                     |                    |
|---------------------|--------------------|
| 1. Normal Position  | 6. Date            |
| 2. Set Date         | 7. Seconds         |
| 3. Set Time         | 8. 60 Second Timer |
| 4. Start/Stop Timer | 9. 30 Minute Timer |
| 5. Reset Timer      |                    |

### INTERCHANGEABLE STRAP



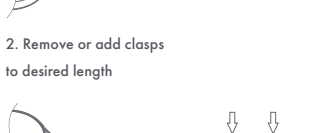
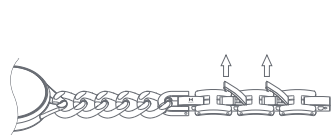
1. Pull handle back
2. With the handle held back, place pin into holes
3. Release handle to secure the strap

### MESH BAND SIZE ADJUSTMENT



1. Lift up
2. Fit it to your wrist and slide the clasp to the desired slot.
3. Push back down to secure the clasp

### CHAIN LINKS SIZE ADJUSTMENT



1. Open 2 clasps
2. Remove or add clasps to desired length
3. Close all clasps

### NATO STRAP INSTALLATION



- 1.
- 2.
- 3.

### THANK YOU & WELCOME

Thank you for purchasing a MVMT Watch and joining our rapidly growing family. With your support, we can continue to push the idea that high quality products shouldn't break the bank.

### WHO IS MVMT?

The story behind MVMT began in the electric city of Los Angeles. Two college roommates, Jake and Kramer, were searching for the perfect watch that looked great and wouldn't break the bank. After searching long and hard, they found some nice looking watches, but they were simply too expensive. Rather than settling for an overpriced watch, they opted to start a movement.

This is where MVMT began.

### OUR MISSION

MVMT (pronounced "movement") was founded on the belief that style shouldn't break the bank - our goal is to change the way you think about fashion by offering high-quality, minimalist products at a revolutionary price.

### OUR VISION

Our vision is to be your go-to source for today's fashion. We set out to inspire a community that shares a passion for quality crafted products and the MVMT lifestyle. A community that encourages interaction and shared expression across the globe.

### OUR PROMISE

Our products are designed & crafted to compliment all styles. We take pride in providing relentless customer service to make your MVMT experience one of a kind.

We are so confident that you'll love our products that we offer a two year guarantee & free shipping/returns worldwide.

### SOCIAL

We pride ourselves on interacting and sharing our customer's content through our social media channels. Please take a look and join our growing family from all around the world!

### WEBSITE:

[www.mvmt.com](http://www.mvmt.com)

### FACEBOOK:

[facebook.com/mvmt](https://www.facebook.com/mvmt)

### TWITTER:

[@mvmt](https://twitter.com/mvmt)

### INSTAGRAM:

[@mvmt](https://www.instagram.com/mvmt)  
[@mvmtforher](https://www.instagram.com/mvmtforher)

### WARRANTY

This two-year warranty from the date of purchase covers manufacturing defects on the watch itself (movement, case, crystal). Normal wear and tear is not covered by this warranty. Proof of purchase is required for all warranty claims. Online order confirmation or in-store receipt from authorized retailer is required. MVMT will not accept a warranty claim if a watch has evidence of excessive wear or misuse. For questions regarding warranty replacement, please use our contact form on the "contact us" page. Please specify your name, address, order number and a detailed description of the issue at hand.

### WARRANTY

Please refer to the back side of your watch for the "Watch Resistance" or a degree of water resistance (3ATM). If no markings are shown, please avoid all contact with water. 3ATM: Does not resist bathing or swimming. Excessive contact with water may cause damage to the watch. Water penetration and/or damage caused under these circumstances will not be covered by the warranty.

#JOINTHEMVMT

[MVMT.COM](http://MVMT.COM)

ATM	METERS						
3	30	✓	✗	✗	✗	✗	✗
5	50	✓	✗	✗	✗	✗	✗
10	100	✓	✓	✓	✓	✓	✗
30	300	✓	✓	✓	✓	✓	✓